



GALVANIZED STEEL FITTINGS

Wondering what material your fittings are made of? Galvanized is magnetic and Aluminum is not.

COUPLING


	170-002	1/4"	\$ 2.24
	170-003	3/8"	\$ 2.24
	170-005	1/2"	\$ 1.80
	170-007	3/4"	\$ 1.51
	170-010	1"	\$ 3.41
	170-012	1 1/4"	\$ 4.17
	170-015	1 1/2"	\$ 3.91
Female x Female	170-020	2"	\$ 6.93
	170-025	2 1/2"	\$ 12.14
	170-030	3"	\$ 25.93
	170-040	4"	\$ 51.20
	170-060	6"	\$ 76.44

BELL REDUCER COUPLING

	171-382	3/8" x 1/4"	\$ 2.01
	171-502	1/2" x 1/4"	\$ 1.93
	171-503	1/2" x 3/8"	\$ 1.80
	171-705	3/4" x 1/2"	\$ 1.86
	171-105	1" x 1/2"	\$ 1.98
	171-107	1" x 3/4"	\$ 3.26
	171-121	1 1/4" x 1"	\$ 2.99
Female x Female	171-151	1 1/2" x 1"	\$ 4.18
	171-1512	1 1/2" x 1 1/4"	\$ 3.96
	171-201	2" x 1"	\$ 6.93
	171-215	2" x 1 1/2"	\$ 6.93
	171-252	2 1/2" x 2"	\$ 17.22
	171-315	3" x 1 1/2"	\$ 19.03
	171-302	3" x 2"	\$ 24.67
	171-403	4" x 3"	\$ 24.67


INSERT COUPLING

Not For Use With Hard Poly


	SPHM100	1"	\$ 2.02
	SPHM125	1 1/4"	\$ 2.84
	SPHM150	1 1/2"	\$ 3.40
	SPHM200	2"	\$ 4.24
	SPHM300	3"	\$ 11.18
	SPHM400	4"	\$ 14.92
Insert x Insert	SPHM600	6"	\$ 39.37
	SPHM800	8"	\$ 99.39

MALE ADAPTER



Not For Use With Hard Poly

	SPN050	1/2"	\$ 1.74
	SPN075	3/4"	\$ 1.81
	SPN100	1"	\$ 2.10
	SPN125	1 1/4"	\$ 2.83
	SPN150	1 1/2"	\$ 3.30
	SPN200	2"	\$ 4.14
Insert x Male	SPN300	3"	\$ 10.62
	SPN400	4"	\$ 14.78
	SPN500	5"	\$ 25.21
	SPN600	6"	\$ 36.72


UNION

	230-007	3/4"	\$ 4.64
	230-010	1"	\$ 7.63
Female x Female	230-012	1 1/4"	\$ 10.35
	230-015	1 1/2"	\$ 11.75
	230-020	2"	\$ 16.23


SOLID ZINC Bushing & Plug

	ZB755	3/4" x 1/2"	\$ 1.72
	ZB175	1" x 3/4"	\$ 2.75
	ZP75	3/4"	\$ 1.22
	ZP1	1"	\$ 2.19


90° ELL

	100-002	1/4"	\$ 1.68
	100-003	3/8"	\$ 1.93
	100-005	1/2"	\$ 1.28
	100-007	3/4"	\$ 1.35
	100-010	1"	\$ 2.54
	100-012	1 1/4"	\$ 2.97
	100-015	1 1/2"	\$ 5.16
Female x Female	100-020	2"	\$ 8.60
	100-025	2 1/2"	\$ 19.65
	100-030	3"	\$ 30.70
	100-040	4"	\$ 53.16
	100-060	6"	\$ 152.09


45° ELL

	120-002	1/4"	\$ 1.32
	120-003	3/8"	\$ 1.31
	120-005	1/2"	\$ 1.12
	120-007	3/4"	\$ 1.86
	120-010	1"	\$ 1.80
	120-012	1 1/4"	\$ 3.90
Female x Female	120-015	1 1/2"	\$ 3.87
	120-020	2"	\$ 8.09
	120-025	2 1/2"	\$ 16.26
	120-030	3"	\$ 33.95
	120-040	4"	\$ 64.30

90° STREET ELL

	130-002	1/4"	\$ 2.16
	130-003	3/8"	\$ 1.56
	130-005	1/2"	\$ 1.99
	130-007	3/4"	\$ 2.35
	130-010	1"	\$ 3.61
	130-012	1 1/4"	\$ 4.76
Female x Male	130-015	1 1/2"	\$ 4.82
	130-020	2"	\$ 11.47
	130-025	2 1/2"	\$ 26.48
	130-030	3"	\$ 39.97
	130-040	4"	\$ 65.97

45° STREET ELL

	140-002	1/4"	\$ 1.31
	140-003	3/8"	\$ 2.08
	140-005	1/2"	\$ 2.54
	140-007	3/4"	\$ 4.62
	140-010	1"	\$ 4.09
Female x Male	140-012	1 1/4"	\$ 4.90
	140-015	1 1/2"	\$ 6.18
	140-020	2"	\$ 12.05

NIPPLE


ITEM #	SIZE	LENGTH	PRICE
50215	1/4"	1 1/2"	\$ 1.07
50300	3/8"	1"	\$ 0.82
50315	3/8"	1 1/2"	\$ 0.47
50500	1/2"	1 1/8"	\$ 0.60
50520	1/2"	2"	\$ 0.86
50720	3/4"	2"	\$ 1.07
51000	1"	1 1/2"	\$ 1.04
56101	1"	2"	\$ 1.61
51200	1 1/4"	1 5/8"	\$ 1.82
51225	1 1/4"	2 1/2"	\$ 2.13
51520	1 1/2"	2"	\$ 2.29
51530	1 1/2"	3"	\$ 2.54
52025	2"	2 1/2"	\$ 3.38
52030	2"	3"	\$ 3.38
52500	2 1/2"	2 1/2"	\$ 7.92
52540	2 1/2"	4"	\$ 9.53
53045	3"	4 1/2"	\$ 9.30
54040	4"	4"	\$ 15.56
54050	4"	5"	\$ 15.45

Longer or shorter sizes available


Short

Long


TEE

	150-002	1/4"	\$ 1.83
	150-003	3/8"	\$ 1.83
	150-005	1/2"	\$ 1.54
	150-007	3/4"	\$ 2.59
	150-010	1"	\$ 3.10
	150-012	1 1/4"	\$ 5.95
Female x Female x Female	150-015	1 1/2"	\$ 7.42
	150-020	2"	\$ 12.40
	150-025	2 1/2"	\$ 17.47
	150-030	3"	\$ 33.24
	150-040	4"	\$ 78.79


REDUCING TEE

	155-502	1/2" x 1/2" x 1/4"	\$ 1.66
	155-503	1/2" x 1/2" x 3/8"	\$ 2.59
	155-705	3/4" x 3/4" x 1/2"	\$ 2.43
	155-105	1" x 1" x 1/2"	\$ 4.96
	155-107	1" x 1" x 3/4"	\$ 4.46
Female x Female x Female	155-121	1 1/4" x 1 1/4" x 1"	\$ 5.03
	155-151	1 1/2" x 1 1/2" x 1"	\$ 10.41
	155-1512	1 1/2" x 1 1/2" x 1 1/4"	\$ 5.87
	155-201	2" x 2" x 1"	\$ 12.45
	155-215	2" x 2" x 1 1/2"	\$ 14.48
	155-302	3" x 3" x 2"	\$ 45.92


BUSHING

	200-705	3/4" x 1/2"	\$ 2.50
	200-105	1" x 1/2"	\$ 3.01
	200-107	1" x 3/4"	\$ 2.84
	200-127	1 1/4" x 3/4"	\$ 3.83
	200-121	1 1/4" x 1"	\$ 2.79
	200-157	1 1/2" x 3/4"	\$ 3.73
	200-151	1 1/2" x 1"	\$ 4.43
	200-1512	1 1/2" x 1 1/4"	\$ 4.62
Female x Male	200-215	2" x 1 1/2"	\$ 3.59
	200-252	2 1/2" x 2"	\$ 5.19
	200-315	3" x 1 1/2"	\$ 11.52
	200-302	3" x 2"	\$ 10.45
	200-325	3" x 2 1/2"	\$ 11.05
	200-402	4" x 2"	\$ 17.61
	200-403	4" x 3"	\$ 18.64
	200-604	6" x 4"	\$ 50.36

CAP

	210-005	1/2"	\$ 1.33
	210-007	3/4"	\$ 1.03
	210-010	1"	\$ 1.54
	210-012	1 1/4"	\$ 2.71
	210-015	1 1/2"	\$ 2.85
Female	210-020	2"	\$ 4.93
	210-025	2 1/2"	\$ 13.93
	210-030	3"	\$ 12.13
	210-040	4"	\$ 28.55

PLUG

	220-002	1/4"	\$ 1.47
	220-003	3/8"	\$ 1.47
	220-005	1/2"	\$ 1.86
	220-007	3/4"	\$ 1.86
	220-010	1"	\$ 2.03
	220-012	1 1/4"	\$ 3.12
Male	220-015	1 1/2"	\$ 4.22
	220-020	2"	\$ 4.74
	220-025	2 1/2"	\$ 9.24
	220-030	3"	\$ 11.61
	220-040	4"	\$ 18.18

Pipe Fittings